


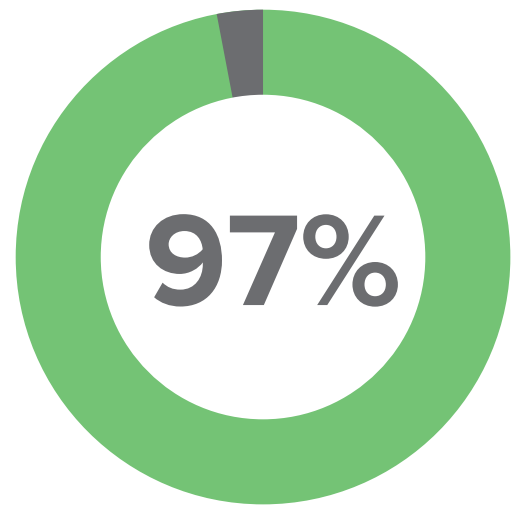


ROOTT



System overview

Excellent 5 years clinical evidence with ROOTT implants



Average survival rate

The post-market clinical follow-up study showed a significantly high average survival rate of 97.86% of the entire ROOTT Dental Implant System.

Report from 2021-05-24

High quality and safety standards

Medical devices under this catalog are in compliance with established EU regulatory requirements.



Confidence with traditional approach



Cement



Screw



Telescopic

ROOTT **R**



Minimally invasive alternatives



Cement



Screw

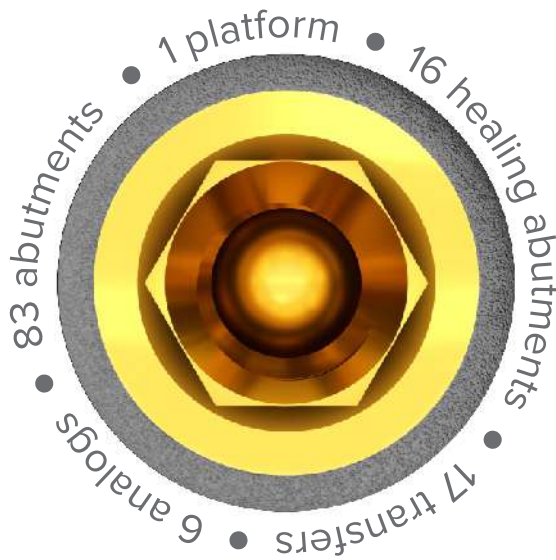


Telescopic

ROOTT **C** **CS**
B **BS**
P **M** **S**
K


Multiple possibilities

ROOTT R

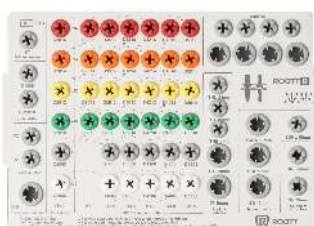


Freedom and flexibility with switching platform and morse taper connection for all prosthetic components & all implant sizes of

Ø: 3.0–5.5mm
L: 6–16mm



Easy management



TRR



TRR-mini

Clinical cases



By Dr. Mohamad El Moheb

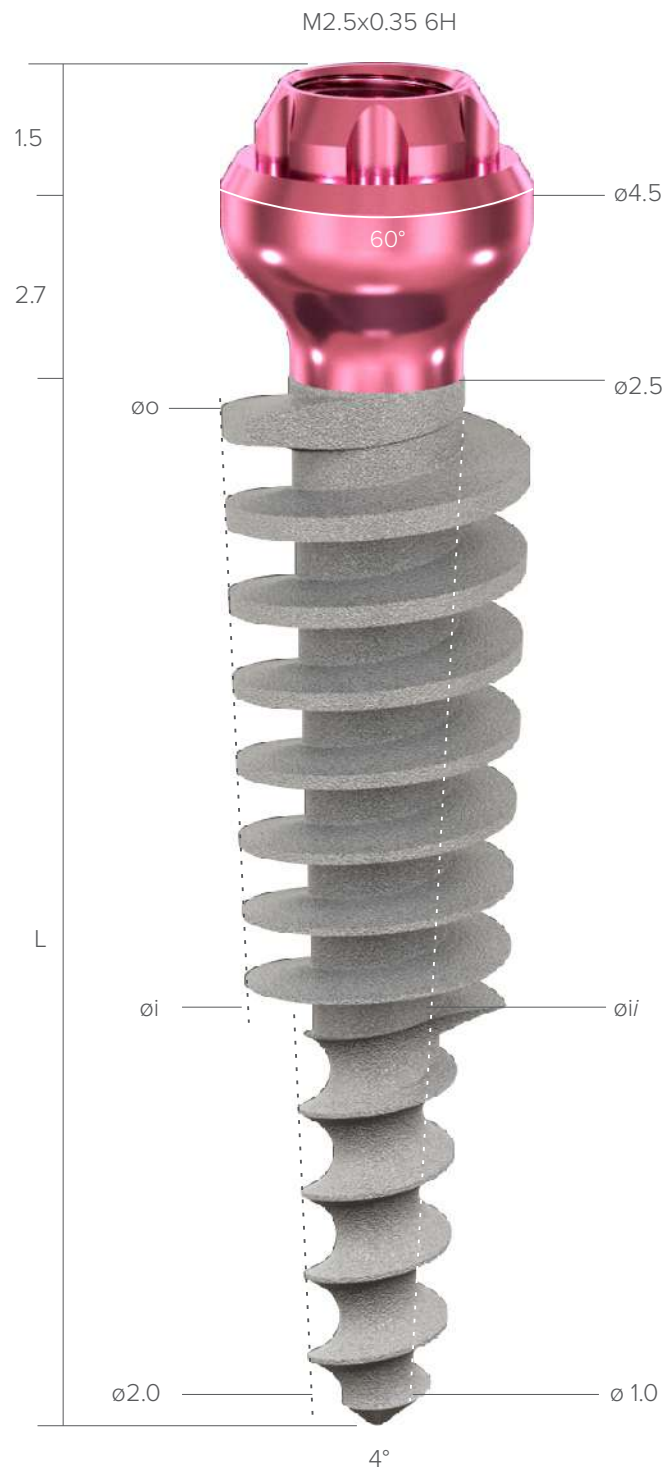


By Dr. Roman Novichenko



More cases



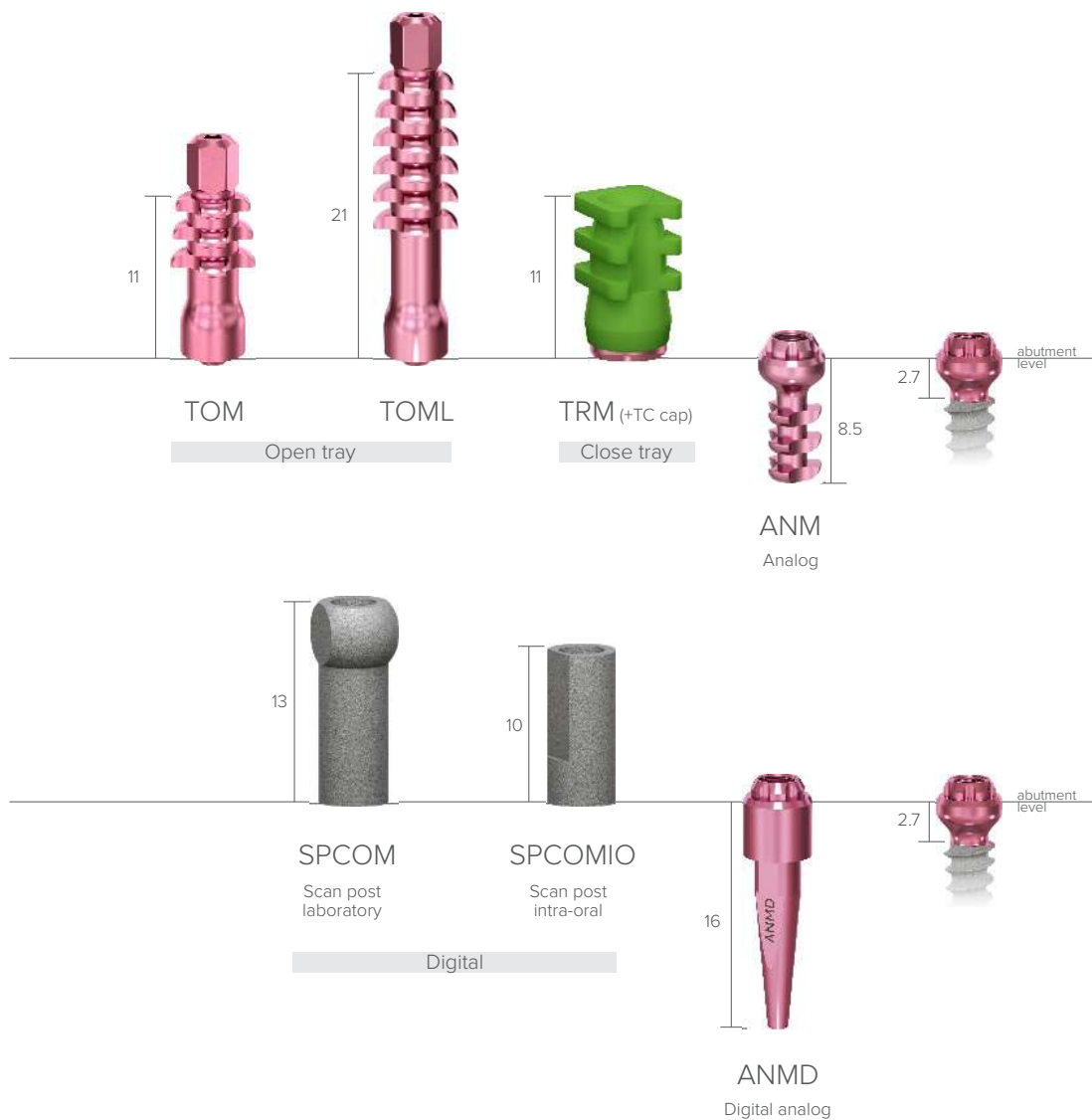


o - occlusal diameter (mm); i - intraosseous diameter (mm); a - apical diameter (mm); n - neck diameter;
 α - total internal angle (°); s - intraosseous square area (mm²); i = internal.

o / L	16 mm	18 mm	20 mm	22 mm	24 mm	26 mm
ø 3.5	C3516mp i 2.8 ii 1.7 s 175	C3518mp i 2.7 ii 1.7 s 198	C3520mp i 2.5 ii 1.5 s 220	C3522mp i 2.6 ii 1.5 s 248	C3524mp i 2.6 ii 1.5 s 274	C3526mp i 2.6 ii 1.5 s 297
						

ø 4.5	C4516mp i 3.9 ii 1.8 s 251	C4518mp i 3.7 ii 1.7 s 290	C4520mp i 3.6 ii 1.5 s 329	C4522mp i 3.4 ii 1.4 s 369	C4524mp i 3.3 ii 1.2 s 402	C4526mp i 3.3 ii 1.3 s 443
						

Transfers & implant analogs



Abutments



Healing abutments

Regular



Narrow



Narrow healing abutments GFNM0-GFNM6 have TiN coated surface for better wear resistance. Color - yellow.

Instruments

Drills

Lance drill



D1508

Twist drills



D20xx
6-26 mm

Universal drills



D2516



D2816



D3216



D3616



D4016



D4316



D4616



D5016



D5316

ROOTT R



D30xx
10-16 mm



D35xx
6-16 mm



D38xx
6-16 mm



D42xx
6-16 mm



D48xx
6-16 mm



D55xx
6-16 mm

ROOTT C



DC30xx
6-20 mm



DC35xx
6-20 mm



DC40xx
6-20 mm



DC45xx
6-20 mm



DC50xx
6-14 mm



DC55xx
6-14 mm

ROOTT B



DB20xx
10-26 mm



DB23xx
10-18 mm

Taps

ROOTT **R**



TR30xx
10-16 mm



TR35xx
6-16 mm



TR38xx
6-16 mm



TR42xx
6-16 mm



TR48xx
6-16 mm



TR55xx
6-16 mm

ROOTT **C**



CS30xx
6-20 mm



CS35xx
6-20 mm



CS40xx
6-20 mm



CS45xx
6-20 mm



CS50xx
6-14 mm




CS55xx
6-14 mm

Universal taps



CS2518F



CS3018F



CS4016F

Handles



ETH

Surgical handle, handpiece

ETR

Surgical handle, ratchet



ETAO

Surgical handle, AO



DW

Handle for implant driver

Gauges



DPG

Implant depth gauge



DIR


Alignment bar



P2

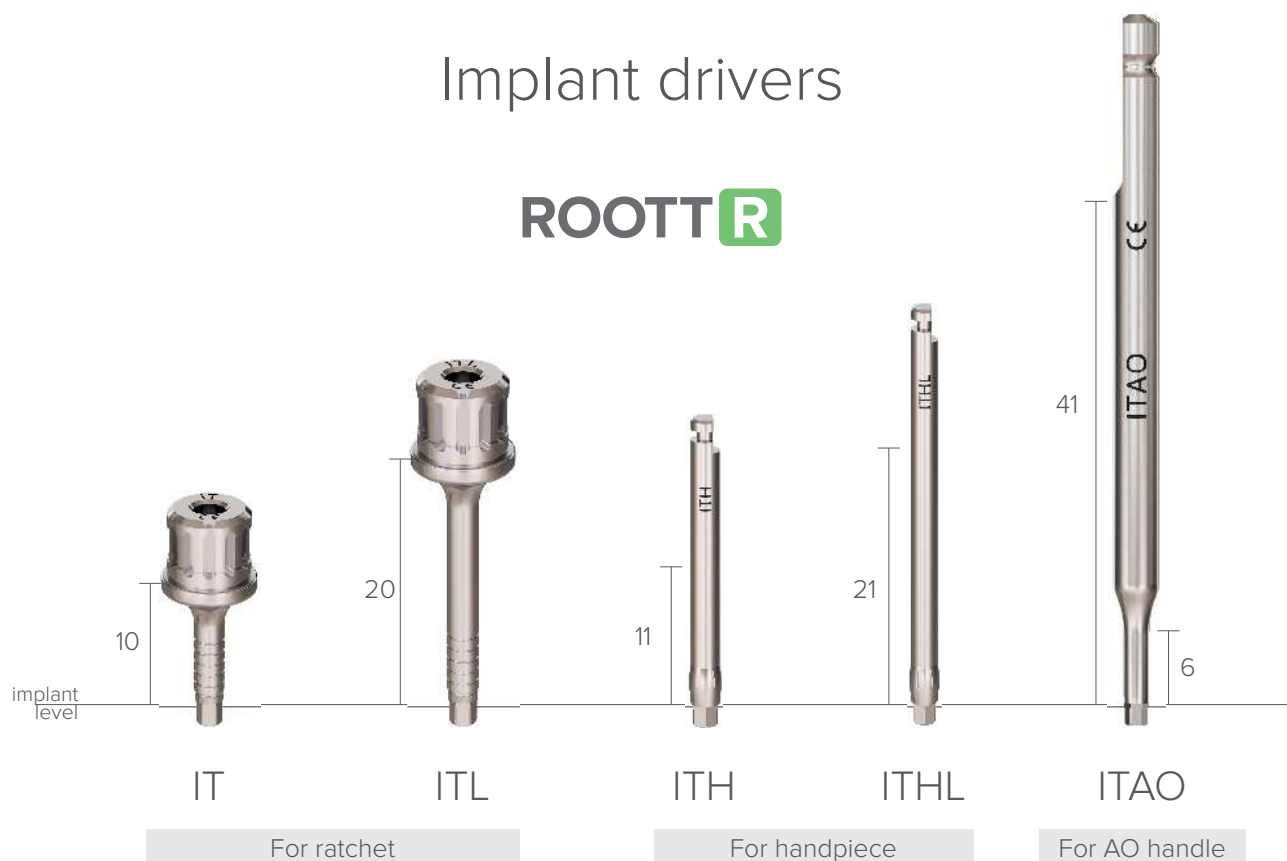
Parallel pin

Screwdrivers




Implant drivers


ROOTT^R




ROOTT C CS B BS



ROOTT M P




ROOTT **S**



ITMS ITMSL ITMSXL

For ratchet

ROOTT **M P**



ITHEHS ITHEH ITHEHL

For handpiece

ROOTT **K**



ITEKS ITEK ITEKL ITEKXL

For ratchet

ITEHK ITEHKL ITEAOK

For handpiece

For AO handle

General instruments



TW50
Torque wrench 10-50 Ncm



TW70
Torque wrench 10-70 Ncm



RW, RWS
Ratchet wrench



BT
Abutment bender for ROOTT **C** **B** **BS**



BTK, BTKL
Abutment bender for ROOTT **K**



ET
Drill extension for handpiece



ETAO
Drill extension for AO handle

Abutment extractors



SR, SRL
Abutment extractors for ROOTT **R**



PRT
Abutment extractor for ROOTT **K**



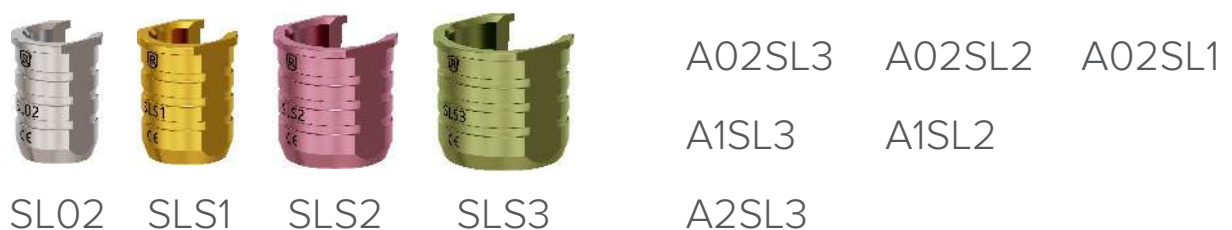
PRS
Abutment extractor, screwdriver for ROOTT **K**

Guided system

Stoppers



Sleeves and drills handles



2Ingis system

Punches

	D3024 ø 3 mm
	D4024 ø 4 mm
	D4029 ø 4 mm
	D5024 ø 5 mm

Mills

	D2824 ø 2.8 mm
	D2829 ø 2.8 mm
	D2834 ø 2.8 mm
	D3524 ø 3.5 mm
	D4124 ø 4.1 mm

Self drilling screw

	S1415
-------------------------------------------------------------------------------------	-------

Cassettes



Manual



TRS **R C C S M S**

A large surgical kit tailored for experienced specialists seeking a versatile solution to address multiple clinical scenarios and implant procedures. This flexible kit offers a convenient bundle of tools that effectively cater to clinicians' needs.




Manual



TRS-mini **R C C S M S**

TRS-mini is an ideal choice for specialists who are looking for a compact and lightweight surgical implant kit that covers most scenarios. It includes essential tools such as implant drills, basic drivers, an abutment extractor, and a ratchet, providing a comprehensive response to your individual needs.



TRR **R**

A large surgical kit tailored for experienced specialists working with ROOTT R implants. With a simplified protocol and increased efficiency through reduced drilling steps, this kit enhances the overall implantation process.



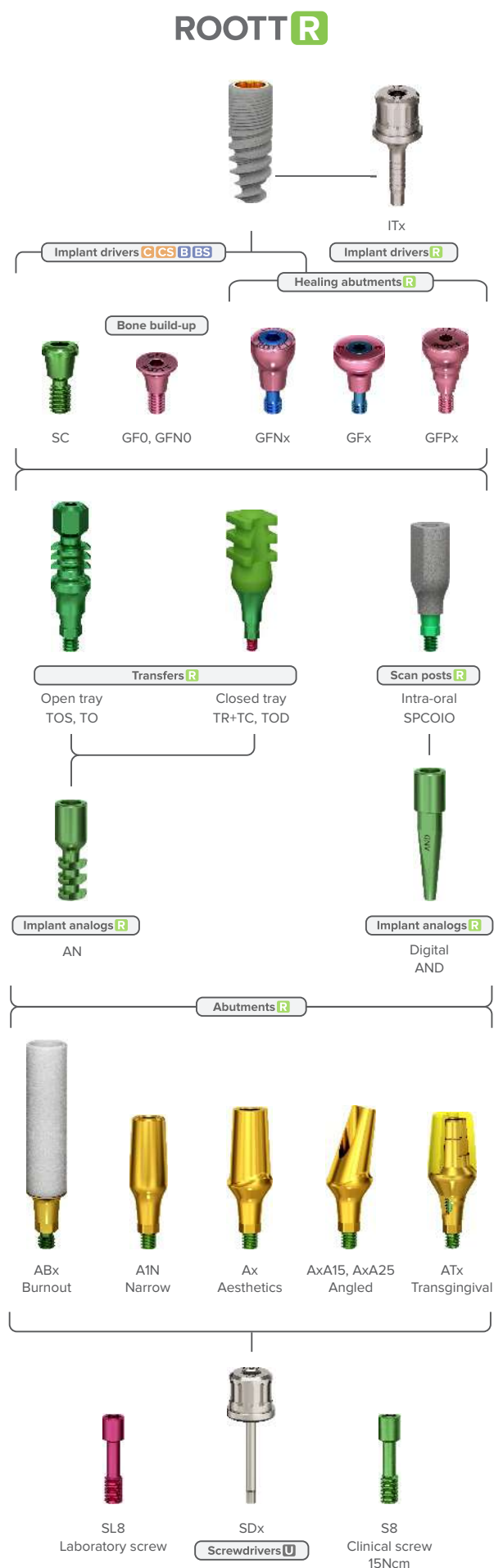
Manual

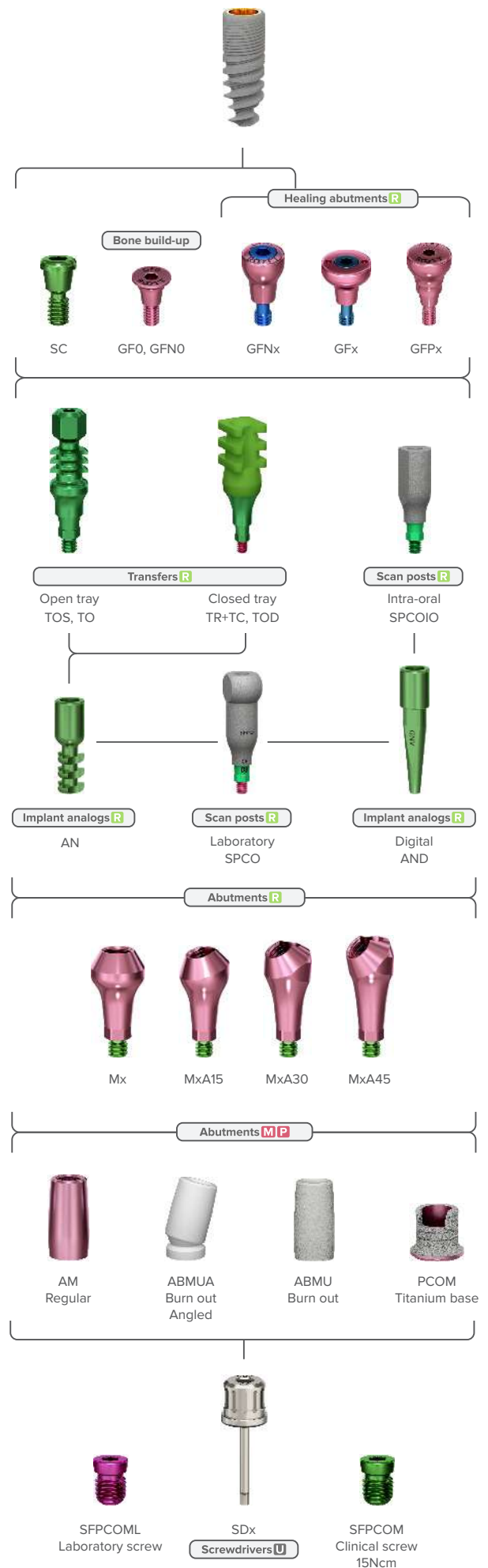
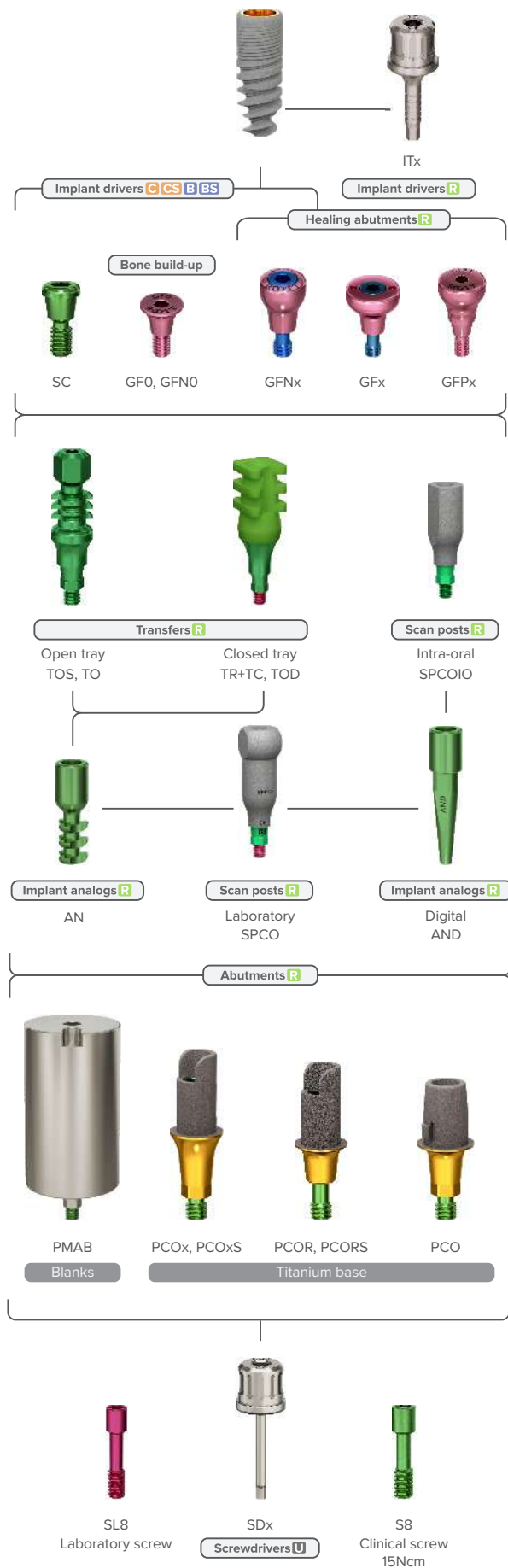


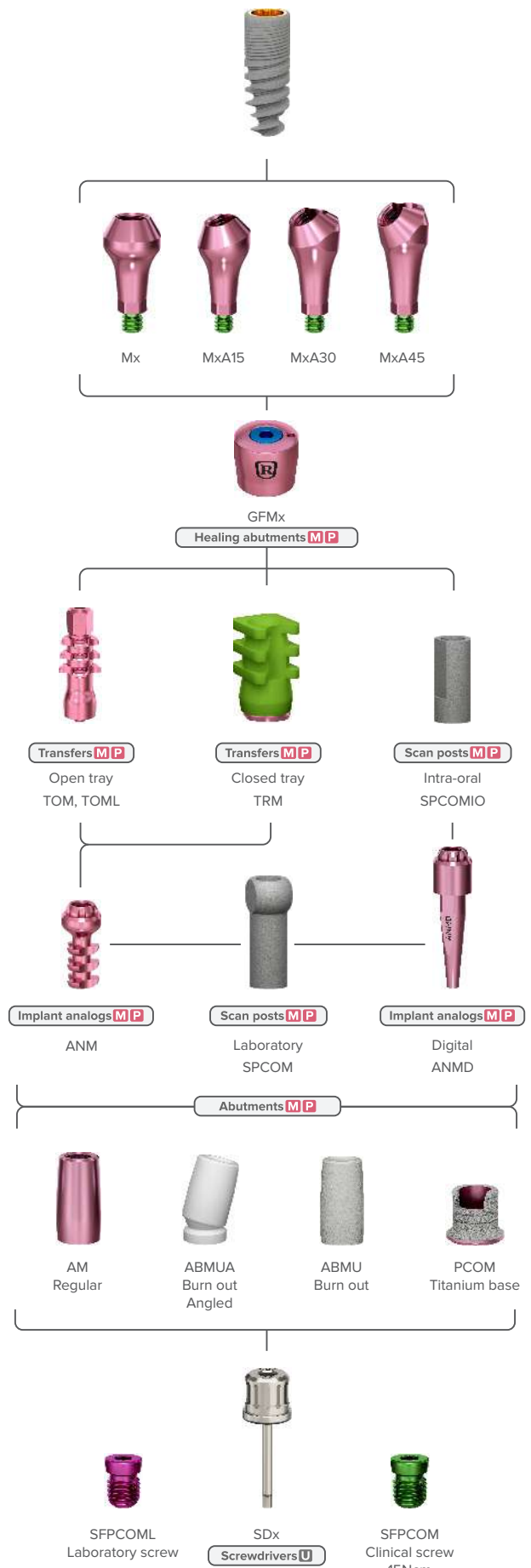
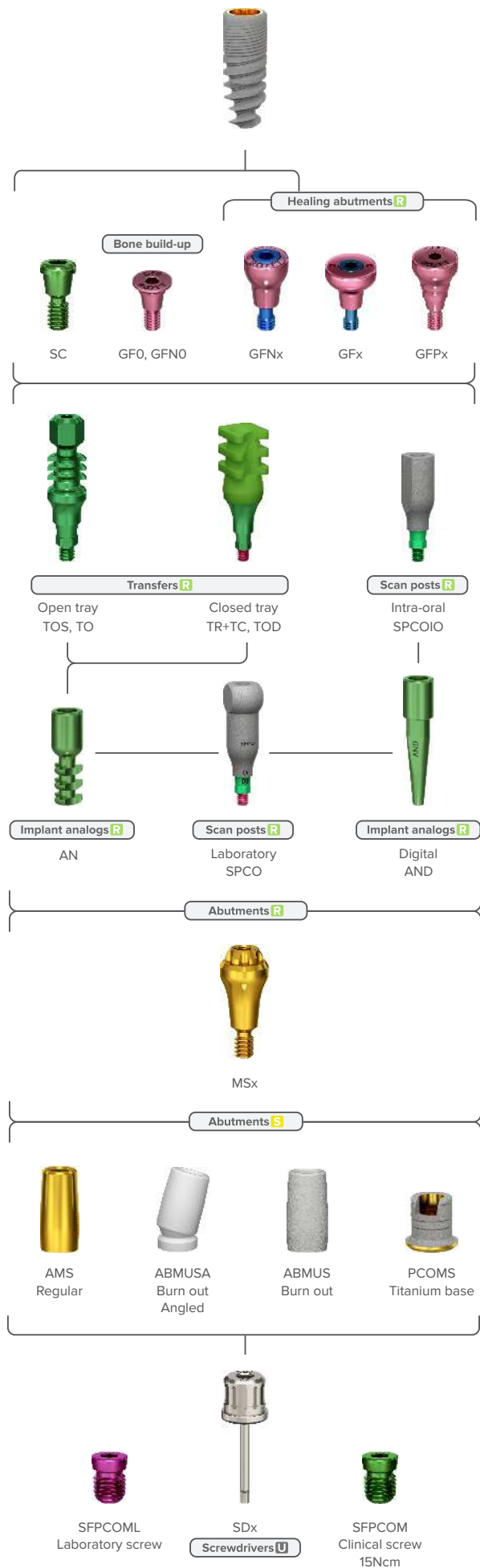
TRR-mini **R**

TRR-mini kit offers a hassle-free solution which is designed for specialists working with ROOTT R implants. It features ultra-sharp drills in various lengths, enabling effortless and immediate implant placement. With a simplified protocol and increased efficiency through reduced drilling steps, this kit enhances the overall implantation process.

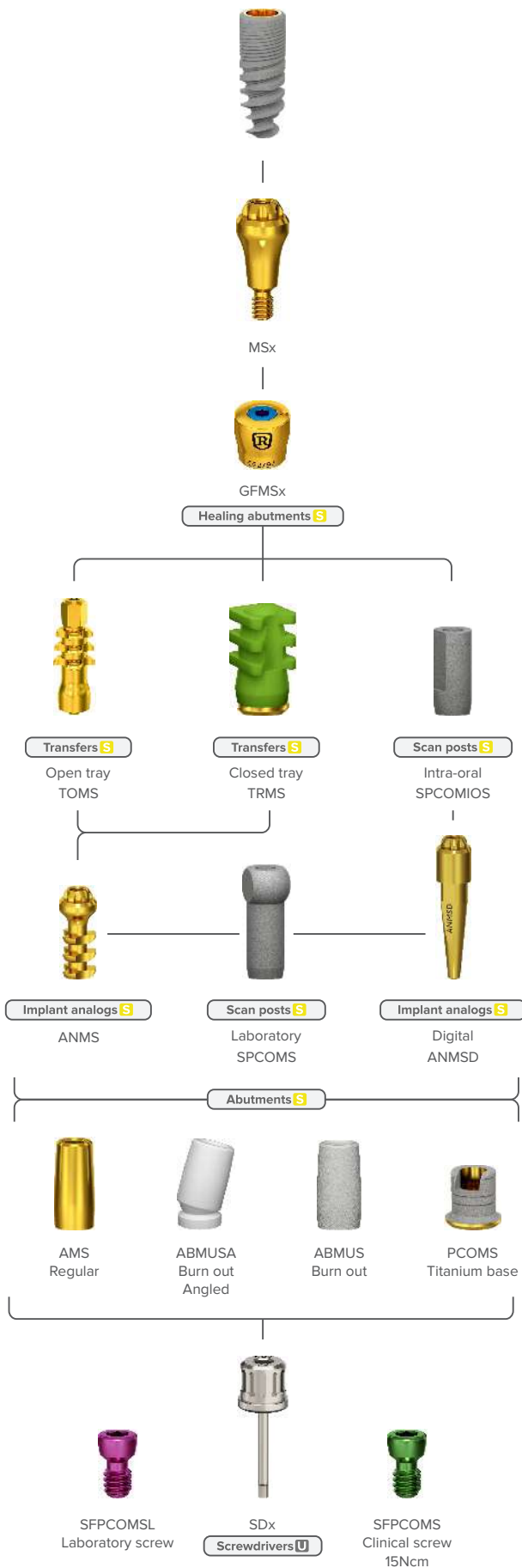
Prosthetic workflows



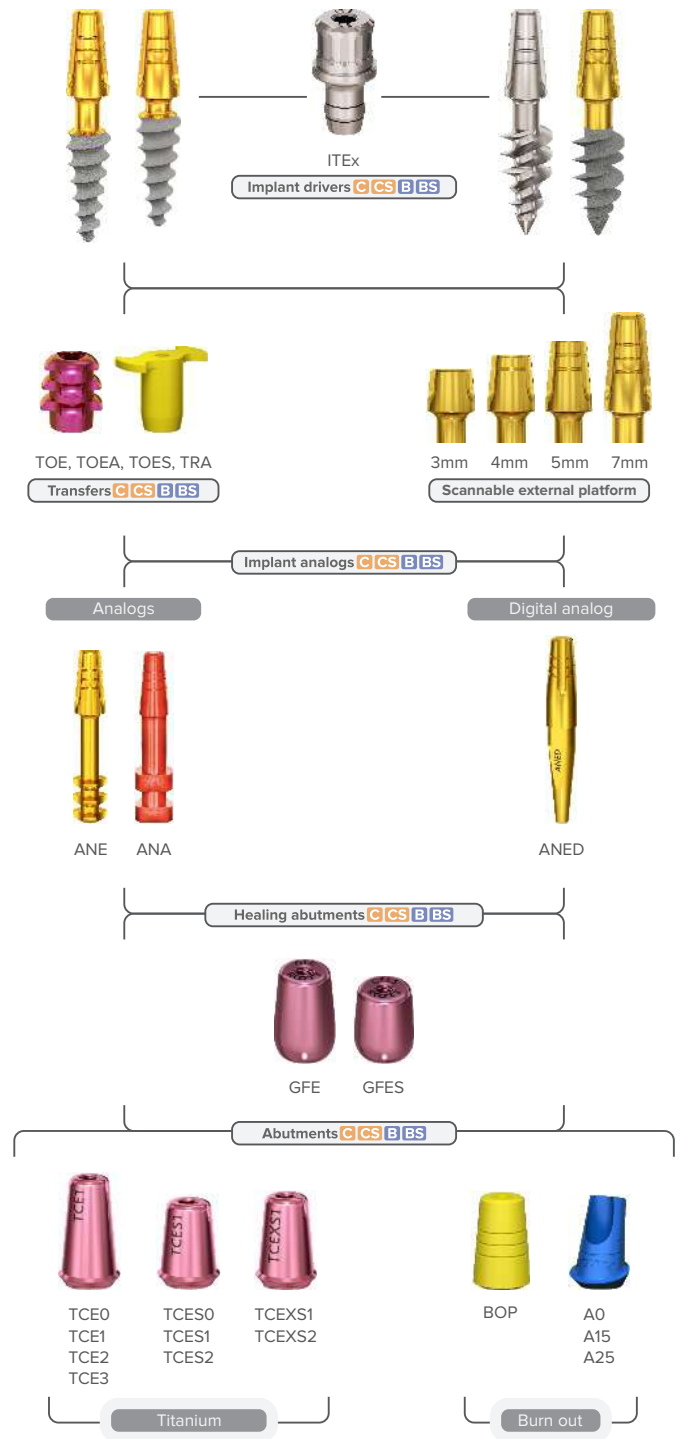


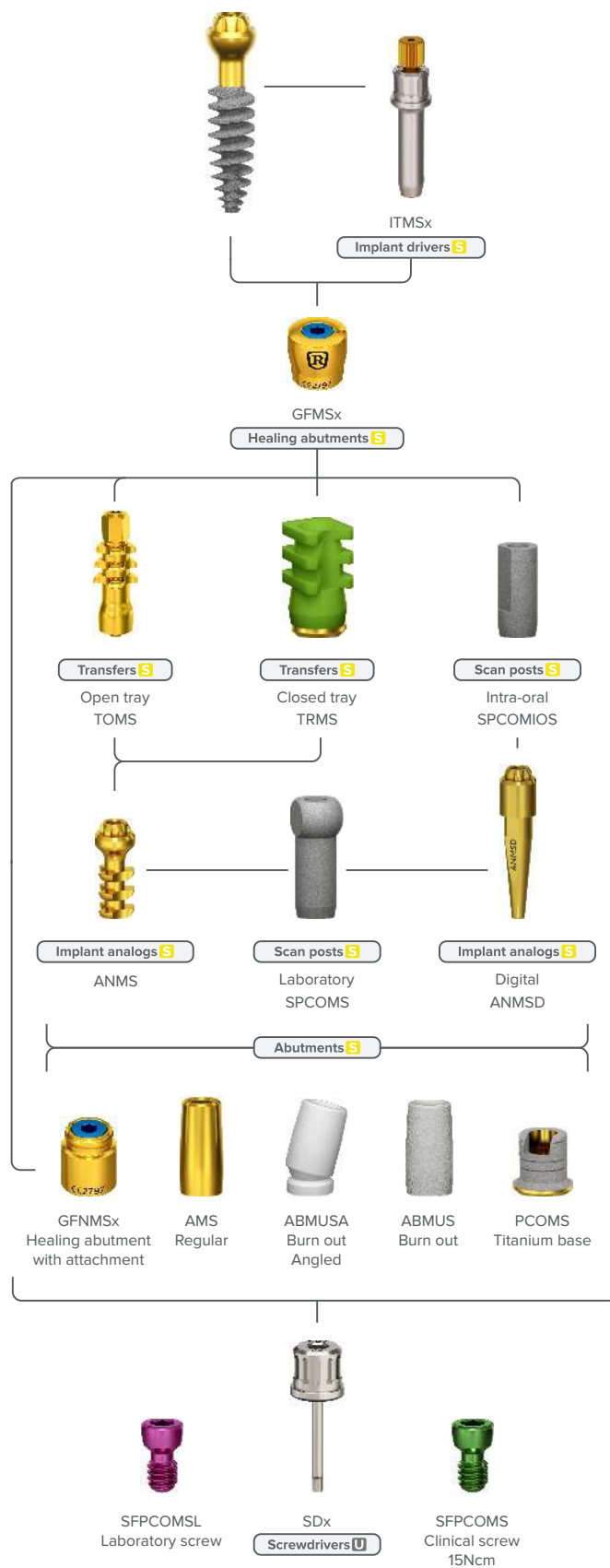
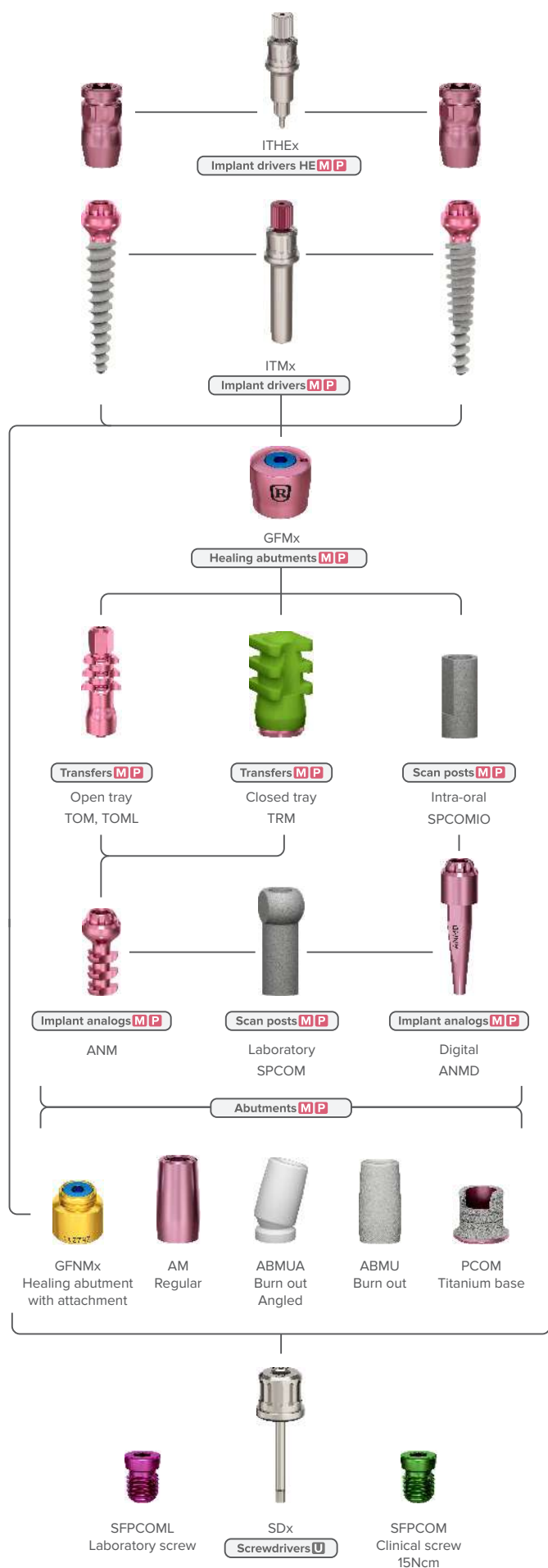


ROOTT R



ROOTT C CS





Meet the intelligence with DIGITAL SOLUTIONS

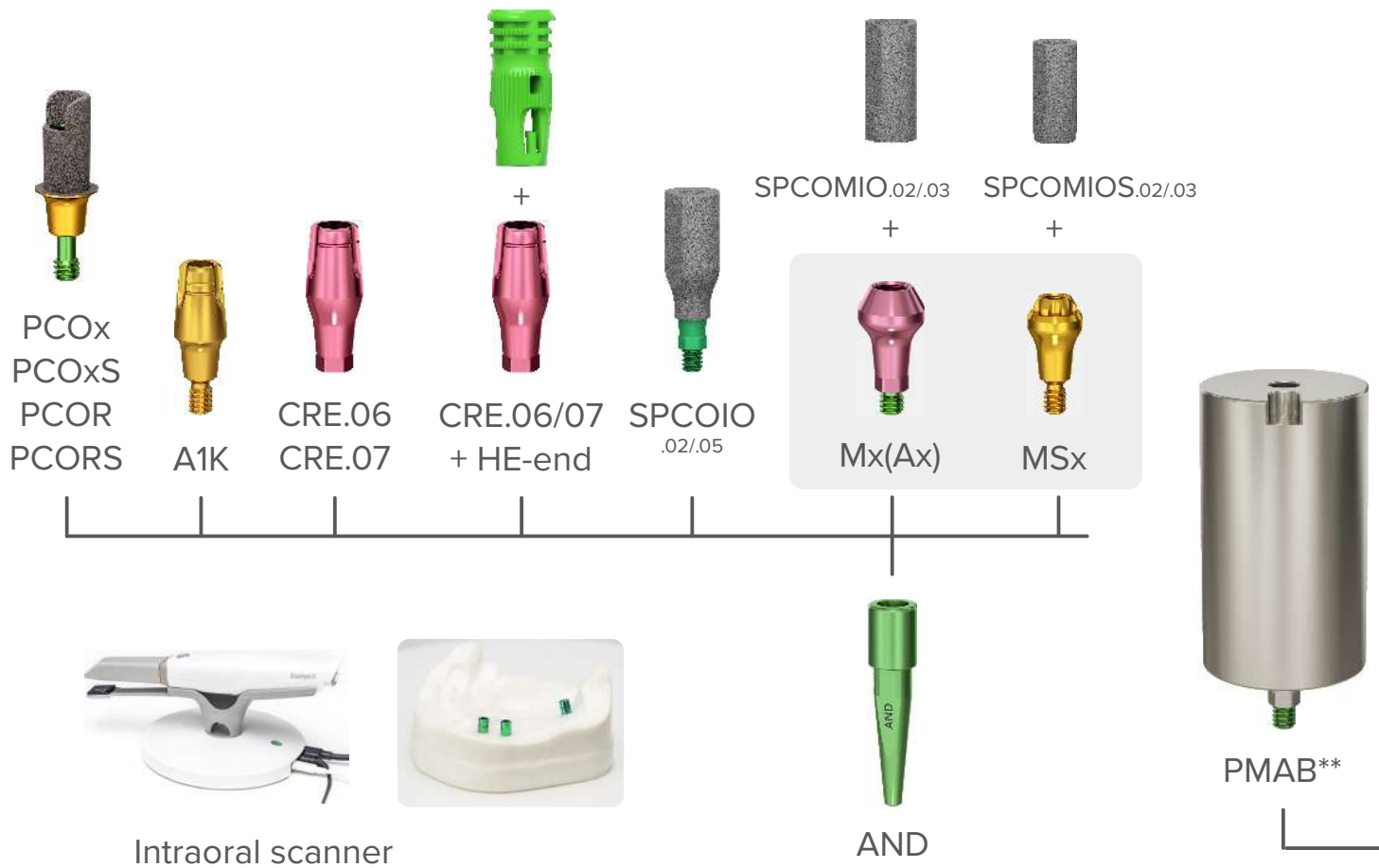
Time-efficient and accurate options enhance quality possibilities and bring the modern approach to the dental industry that dental professionals seek.

Precision is essential considering the right angle, size, depth and width for dental professionals; therefore, ROOTT offers the digital workflow allowing the possibility of designing a complete dental solution. The digital library will provide options and introductions into using software and transferring the skills into the digital workflow from the tools required to design the exterior to components offered to solve basic or complex cases.

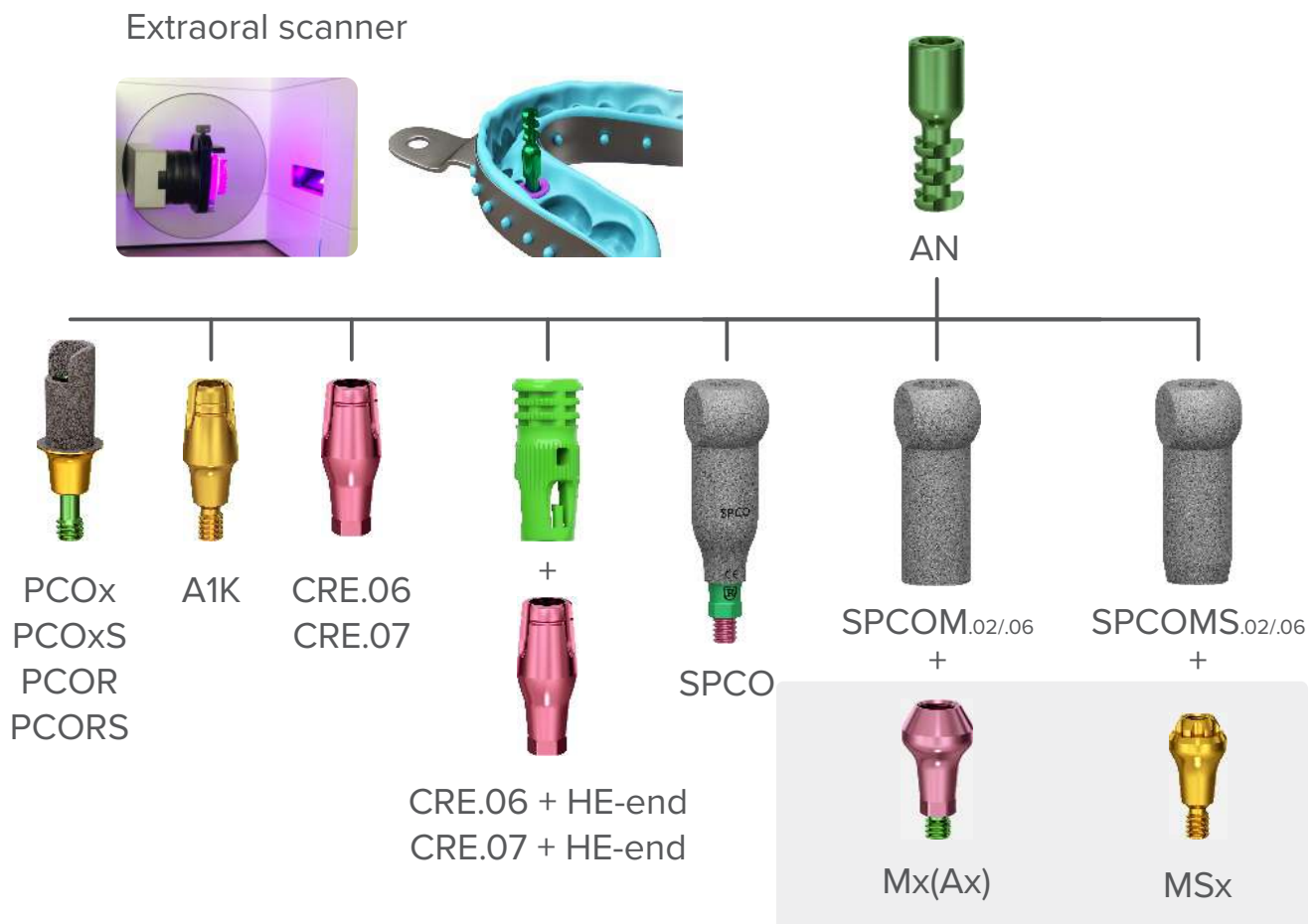


ROOTT
digital
libraries

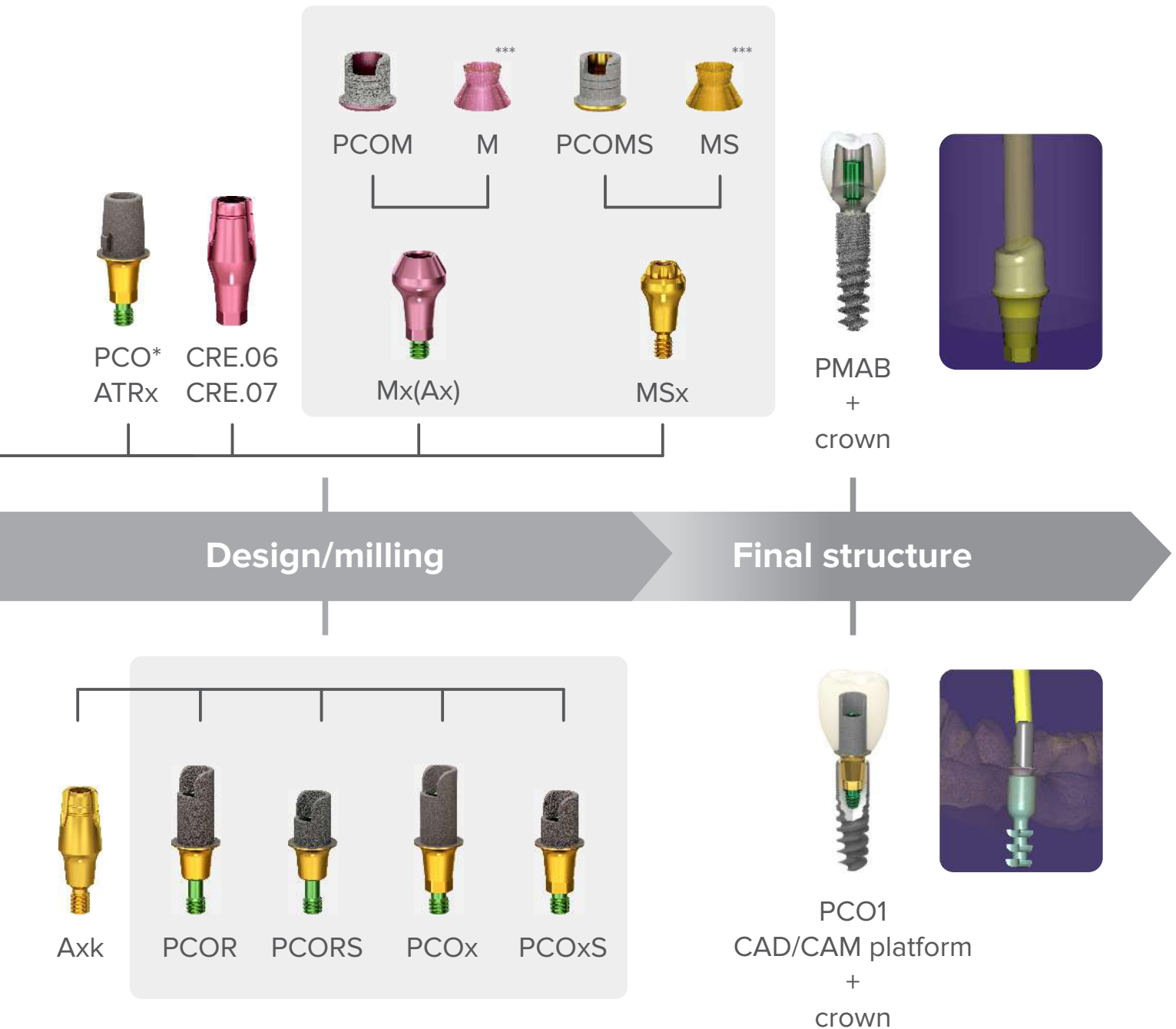




Scan/Impression



Digital workflow **ROOTT^R**



* Cerec part for Sirona

** Premilled abutment blank

*** MU abutment is only accessible in digital library with angulation option and used with SFPCOMS screw for MS1, SFPCOM screw for M1

Abutments in the light grey background are angulated from 0° to 20° and are easily handled with an SDLB screw driver.



ANED



TRA



TOES



TOEA



TOE



HE



7mm



5mm



4mm



3mm

External platform



TCE
TCES
TCEXS

Intraoral

Scan/Impression

Extraoral



ANE



ANA



TRA



TOES



TOEA



TOE



HE



7mm



5mm



4mm



3mm

External platform



TCE
TCES
TCEXS





Metal framework



Prosthesis with cement

Design/milling

Final structure

Telescopic abutments
External platform





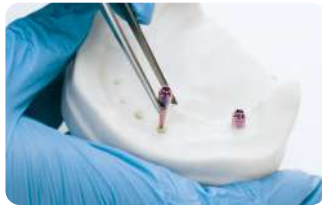
+



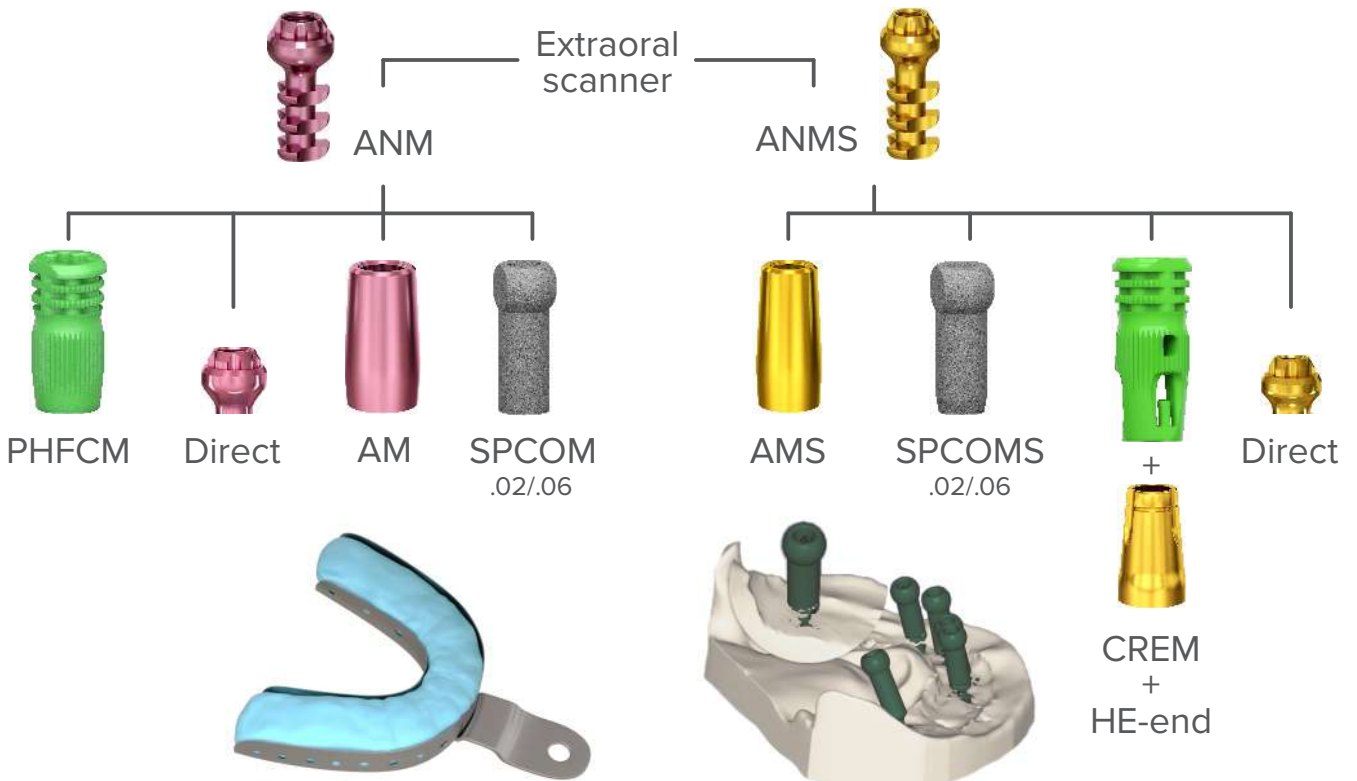
TCE
TCES
TCEXS

Prosthesis with
telescopic solutions

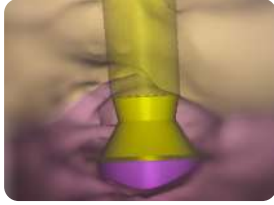




Scan/Impression



Digital workflow **ROOTT M P S**



MU digital abutment *



Metal Framework

Design/milling

Final structure

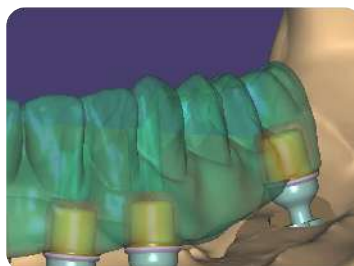

PCOM

PCOMS



PCOM

PCOMS



* MU abutment is only accessible in digital library with angulation option and used with SFPCOMS screw for ROOTT S, SFPCOM screw for ROOTT M/P.

Together with specialists for standards that matters

ROOTT has always sought excellence and reliability by utilizing innovative approaches and solutions right from the design stage. Since its foundation, ROOTT has put research and cutting-edge innovation at the forefront of its mission. This is the result of diligent, dedicated work and close cooperation with the Open Dental Community (Luxembourg) – an independent, international team of expert dentists and academic professionals, which provides a significant link between industry and dental professionals.

**ROOTT never compromises on functionality and simplicity
dedicated to dental professionals.**

Simplicity

Built with profound knowledge and insight of what is necessary for practitioners to achieve perfection in their successful clinical practice.

Functionality

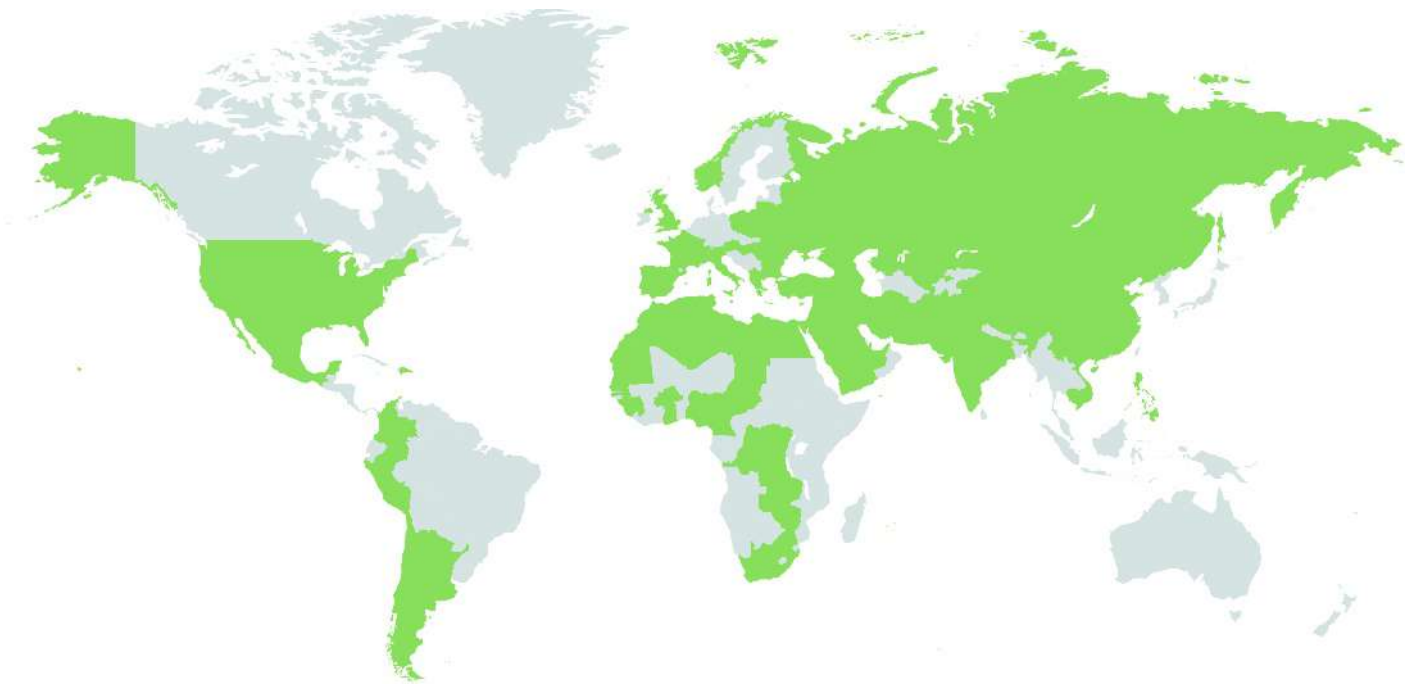
To ensure functionality and flexibility every product is probed, diligent and dedicated for every specialist need. Each and every single piece of product is created with the research of doctors.



Innovations and development network of dental specialists around the world.
Life learning concept and constant improvement of global dental knowledge and skills.

70+

distributors



Products
& events

roott.ch




Clinical
cases

opdeco.org



+41 41 450 01 01
info@trate.com
roott.ch



 **TRATE UAB**
Jonavos st. 254
44110 Kaunas
Lithuania

 **TRATE AG**
Bahnhofstrasse 16
6037 Root
Switzerland